



FEBRUARY 2023



CCDBG TIMES



California Indian Manpower Consortium, Inc.
Child Care and Development Block Grant Program



GREETINGS FROM THE CIMC CCDBG PROGRAM!



The groundhog saw his shadow, so there will be six more weeks of winter, then spring will be upon us. Spring brings us change - from darkness to light, from cold to warmth, from grey to bursts of color. It is a time for cleaning house, new growth in gardens, and baby animals.

We are excited to tell you that some big changes are coming to the CIMC CCDBG Program. We have been working hard on our plan that details out how we operate the funding on behalf of our participating tribes. Stay tuned for upcoming changes, we will let you know about the changes as soon as they are approved and put into place.

Please note in our newsletter, the CIMC CCDBG Program continues to hold our Emergency and Disaster Preparedness trainings. You can request to attend the training by zoom or you can request an in-person training to be held in your community.

We would love to hear from you! If you would like information on any specific topic, please contact us. If you have pictures you would like to share, please email your pictures to us. If you would like to feature your center, home, or tribe, please provide us with information and we will feature you in our newsletter. Any information you would like to share can be shared in our newsletter. We would love to share any information or resources that will benefit our participating tribes, parents, providers, and children.



WHAT'S INSIDE:

RESOURCE PAGES

2-3

ACTIVITIES TO DO
WITH YOUR CHILDREN

4 - 5

KIDS CORNER
ACTIVITY PAGES

6 - 7

CCDBG PROGRAM
INFORMATION

8



CONDOR

SUCCESS AND CAREER ACADEMY

Through the CIMC Condor Success and Career Academy, students can complete school, earn a high school diploma, or complete a pathway certification program. Students work at their own pace and all instruction is individualized.

What can be offered to your child:

- ✓ Live instructional support 24/7
- ✓ Blended Learning
- ✓ Credit Accrual and Recovery
- ✓ Virtual Courses
- ✓ Test Preparation
- ✓ Individualized Content
- ✓ Grade Recovery
- ✓ And SO much more!



If you are interested in signing your child up or if you would like to learn more about the program, visit our website:

<https://condoracademy.org/>



Sarah M. King
CCDBG Program Coordinator
California Indian Manpower Consortium, Inc.
Child Care and Development Block Grant Program
738 North Market Boulevard
Sacramento, California 95834
(916) 925-3582 | (800) 593-5273 | (800) 640-2462



CSBG



COMMUNITY SERVICES BLOCK GRANT PROGRAM



- NUTRITION SERVICES (LIMITED)
- HOUSING ASSISTANCE
- UTILITY ASSISTANCE
- EDUCATION ASSISTANCE
- EMPLOYMENT ASSISTANCE

Scan the QR Code or visit
<http://www.cimcinc.org> to learn more!



Workforce Development Program

THE CIMC MOVEMENT: CREATING POSITIVE CHANGE FOR NATIVE COMMUNITIES



- ASSESSMENT AND INDIVIDUAL EMPLOYMENT PLAN
- JOB READINESS TRAINING
- JOB DEVELOPMENT AND PLACEMENT

Scan the QR Code or visit
<http://www.cimcinc.org> to learn more!

FOR QUESTIONS ABOUT THE CCDBG PROGRAM

Sarah M. King - Program Coordinator SarahK@cimcinc.com
 Susan Morla - Program Specialist SusanM@cimcinc.com
 Skyler Baltazar - Program Secretary SkylerB@cimcinc.com

(800) 593-5273 | (916) 925-3582 | TTY: (800) 748-5259



FREE EMERGENCY & DISASTER PREPAREDNESS TRAINING



INTERESTED IN HOSTING THIS TRAINING?

Contact:

Susan Morla | susanm@cimcinc.com
Skyler Baltazar | skylerb@cimcinc.com
(916) 925-3582 | (916) 920-0285



California Indian Manpower Consortium, Inc.
Child Care and Development Block Grant Program




TRAINING TOPICS INCLUDE:

- Types of Emergencies
- Packing a "Go" bag
- How to start preparing
- Current location risks
- Covid-19 Pandemic
- Resources

INCLUDES A BACKPACK FULL OF EMERGENCY
EQUIPMENT VALUED AT \$90 **FREE**

BANANA OATMEAL RAISIN COOKIES



INGREDIENTS

- ♥ 3 BANANAS (RIPE)
- ♥ 1/3 CUP MARGARINE (OR BUTTER)
- ♥ 2 CUPS QUICK-COOKING OATS (UNCOOKED)
- ♥ 1/4 CUP SKIM MILK
- ♥ 1/2 CUP RAISINS
- ♥ 1 TEASPOON VANILLA EXTRACT



DIRECTIONS

1. PREHEAT OVEN TO 350 DEGREES.
2. PUT THE MARGARINE IN A SMALL SAUCEPAN. MELT IT ON LOW HEAT.
3. PUT ALL THE INGREDIENTS IN A MIXING BOWL. MIX REALLY WELL.
4. LET THE MIX STAND FOR ABOUT 5 MINUTES, UNTIL THE OATS ARE WET.
5. LIGHTLY GREASE THE COOKIE SHEET.
6. ROLL OUT ON FLOURED SURFACE TO 1/4 INCH. CUT WITH FLOURED 3" HEART SHAPED CUTTER AND DROP EACH COOKIE CUT OUT ONTO THE GREASED COOKIE SHEET.
7. BAKE THE COOKIES FOR 15 TO 20 MINUTES.
8. LET THE COOKIES COOL ON THE COOKIE SHEET FOR ABOUT 1 MINUTE.
9. MOVE THE COOKIES TO WIRE RACKS OR A TOWEL. LET THEM COOL COMPLETELY.

Nutrition Information

Serving Size: 2 cookies of 1/15 of recipe (49g)

[Show Full Display](#)

Nutrients	Amount
Total Calories	114
Total Fat	5 g
Saturated Fat	1 g
Cholesterol	0 mg
Sodium	38 mg
Carbohydrates	16 g
Dietary Fiber	2 g
Total Sugars	6 g
Added Sugars included	0 g
Protein	2 g
Vitamin D	0 mcg
Calcium	14 mg
Iron	1 mg
Potassium	168 mg

N/A will display when nutrient data is unavailable

Please note: nutrient values are subject to change as data is updated

MyPlate Food Groups



■ Fruits
■ Grains

1/4 cups
1/2 ounces

INTERACTIVE VALENTINE HEART KIDS ACTIVITY

MATERIALS



♥ PAPER

♥ DRAWING TOOLS*

*ANYTHING GOES, REALLY. WE'VE DONE THIS DRAWING ACTIVITY WITH MARKERS, PENS, PENCILS, CRAYONS, OIL PASTELS, AND EVEN PAINTS.



INSTRUCTIONS

1. TO BEGIN, THE FIRST CHILD STARTS BY DRAWING A SMALL HEART IN THE CENTER OF THE PAPER.
2. PASS THE DRAWING TO THE NEXT CHILD.
3. THE SECOND CHILD WILL ADD A LAYER TO THE FIRST HEART DRAWING. THEY CAN DRAW ANOTHER HEART OR SOME SORT OF DESIGN ELEMENT AROUND THE FIRST HEART.
4. KEEP GOING! CONTINUE BACK AND FORTH UNTIL THE CHILDREN DECIDE THAT THE HEART IS COMPLETE.

<https://artfulparent.com/heart-drawing-activity/>

FAUX STAINED GLASS VALENTINES





MATERIALS

- ♥ HALF-EMPTY BOTTLE OF ELMER'S WHITE GLUE
- ♥ BLACK ACRYLIC PAINT
- ♥ WATERCOLOR PAPER (OR BLANK NOTE CARDS)
- ♥ WATERCOLOR PAINTS


INSTRUCTIONS

1. MAKE THE BLACK GLUE - ADD A GOOD SQUEEZE OF BLACK ACRYLIC PAINT TO THE ELMER'S WHITE GLUE. SCREW THE TOP OF THE GLUE BOTTLE BACK ON TIGHTLY AND SHAKE WELL TO MIX.
2. CREATE A DESIGN - HAVE THE CHILD SQUEEZE OUT A GLUE DESIGN ONTO WATERCOLOR PAPER.
3. LET GLUE DRY COMPLETELY, A FULL 24 HOURS IS RECOMMENDED.
4. HAVE YOUR CHILD PAINT IN THEIR DESIGN WITH WATERCOLORS.

<https://artfulparent.com/faux-stained-glass-valentines-black-glue/>



VALENTINES



WORD SEARCH

H	S	E	S	S	I	K	O	N	U	F
W	E	R	R	E	V	I	L	S	A	E
I	E	A	E	T	H	N	E	E	H	B
N	T	C	R	L	O	D	T	N	U	R
S	A	H	Z	T	A	H	T	I	S	U
E	R	O	H	R	E	U	E	T	R	A
D	I	P	U	C	G	G	R	N	E	R
S	M	I	L	E	D	S	E	E	W	Y
R	L	H	T	S	E	I	R	L	O	S
I	E	X	L	O	V	E	T	A	L	F
S	W	E	E	T	A	N	S	V	F	O

LOVE

VALENTINES

CUPID

SMILE

HEART

KIND

KISSES

LETTER


SWEET

FEBRUARY


HUGS

FLOWERS





HAPPY VALENTINES DAY!





CIMC CCDBG Program

Do you need help paying for your child care?

CIMC CCDBG Program may be able to help you.

Are you from one of the following tribes:

**Cahuilla Band of Indians, Kletsel Dehe Wintun Nation,
Coyote Valley Band of Pomo Indians, Fort
Independence Indian Reservation, Lone Pine Paiute-
Shoshone Reservation, Mesa Grande Band of Mission
Indians, Morongo Band of Mission Indians, Pala Band
of Mission Indians, San Pasqual Band of Mission
Indians, Santa Rosa Band of Cahuilla Indians, Santa
Ynez Band of Chumash Indians, Lipay Nation of Santa
Ysabel, Sherwood Valley Band of Pomo Indians,
Tuolumne Me-Wuk Indians, Habematolel Pomo of
Upper Lake**

Staff can mail or email an application to you.

**Please feel free to contact the CIMC CCDBG
Program at (916) 925-3582 or (800) 593-5273
with any questions.**

**Scan the QR Code to be directed to our website,
or go to CIMCINC.ORG to learn more.**

